


Xiamen Rizheng Industry Co.,Ltd

Mini Click Pen Kits Assembly Instructions

REQUIRED ACCESSORIES:

- 7mm, Pen Mandrel
- 10mm Drill Bit RZ-DB010
- 2-piece Bushing Set RZ-BPCL99#-BU
- 10mm barrel trimmer kit (Use with 10mm Shaft) RZ-PM014
- 2 part epoxy glue or insta-cure (cyanoacrylate) glue



PREPARING THE BLANK

- Cut a 5/8" to 3/4" square blank, (depending on your design), to the length of the tube (add 1/16" for squaring off).
- Drill a 10mm center hole lengthwise through the blank.
- Spread glue over the tube, then insert it into the blank with a twisting motion to spread the glue evenly inside.
- Center the tube lengthwise inside the blank.
- When the glue dries, square the ends of the blank. Use a universal pen blank squaring jig or a belt/disc sander to square the ends. Take the wood down flush to the brass tube.

TURNING THE BLANK

- Place three or four standard 7 mm bushings onto the mandrel, followed by the smaller tip bushing—wide end first—then the wood blank followed by the larger cap bushing with narrow end first. Use additional spacer bushings to fill the space on the shaft up to the threads.
- Thread on the lock nut and hand tighten to hold all items in place.
- Slide the tailstock to the mandrel shaft, (do not overtighten, it could damage

the mandrel). Lock in place.

- Turn the wood down, flush with the bushings using the lathe tools, gradually increasing the grades of sandpaper.
- Finish the barrel with your choice of polish.

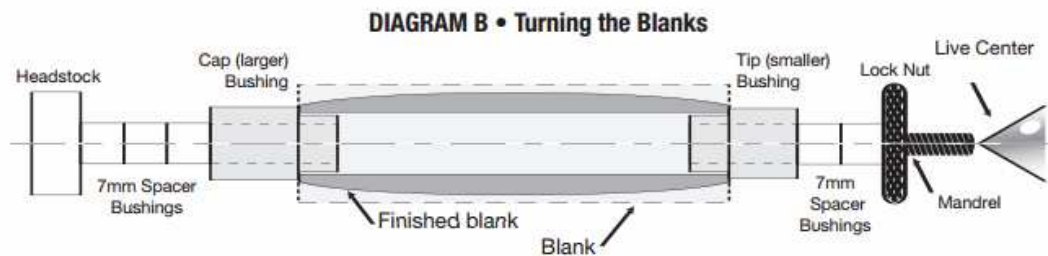



DIAGRAM A



ASSEMBLY

Layout parts according to diagram A

- Insert the tip nut, recessed end in first into the small end of the finished barrel. Press in flush with the shoulder (end).
- Insert the upper clip assembly including the 3-piece click mechanism into the opposite end of the finished barrel. Press in to the end of the barrel.
- Slide the refill spring over the refill, Drop the refill into the opening at the tip coupler.
- Screw the tip into the tip nut.
- Insert the plunger in the top of the clip assembly and thread onto the click mechanism inside.
- The pen operates by clicking on the plunger to extend and retract the refill.